

REGIONAL HUMANITARIAN PARTNERSHIP WEEK

# Information Management Tools and Services

---

UNOCHA Regional Office for Asia and the Pacific  
December 2023





## Latest Headlines

[View all headlines →](#)



**Mexico** [Families in Mexico without food or water and schools still closed two weeks after hurricane](#)

Up to 1 million people were impacted in the province of Guerrero, with bridges and roads destroyed, and more than 1,000 schools damaged, according to government figures.

Source: [Save the Children](#)



**Sudan + 5 more** [An unimaginable humanitarian crisis is unfolding in Sudan](#)

The war that erupted without warning turned previously peaceful Sudanese homes into cemeteries. Now, fighting is growing in scope and brutality, affecting the people of Sudan, and the world is silent.

Source: [UNHCR](#)



## Recent Disasters

[Nepal: Earthquake - Nov 2023](#)

[Tropical Cyclone Tej - Oct 2023](#)

[Hurricane Otis - Oct 2023](#)

[Tropical Cyclone Lola - Oct 2023](#)

[Ghana: Floods - Oct 2023](#)

[View all disasters →](#)

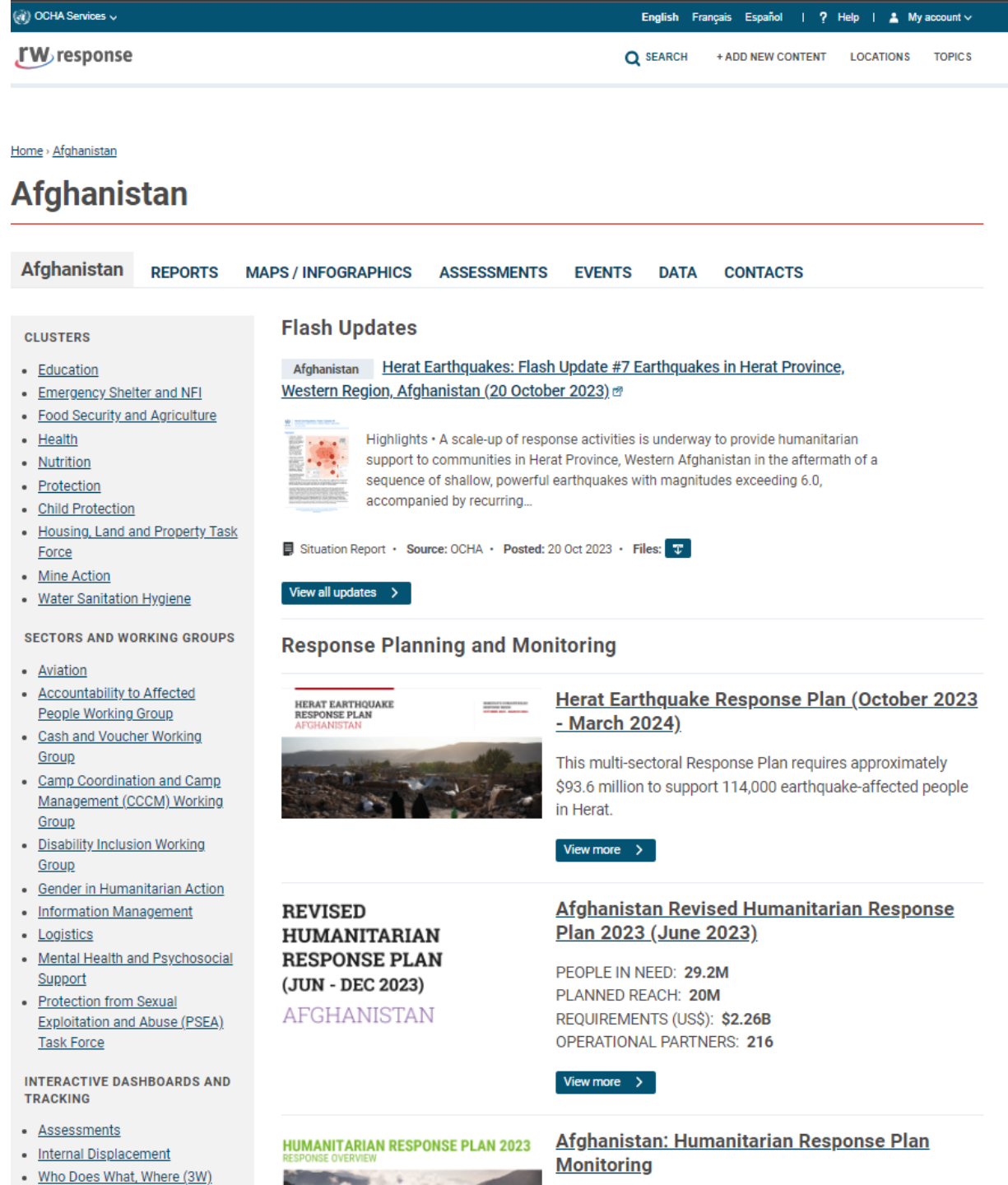
## Latest Blog

[One million posts and counting](#)

By Madeleine Wackernagel



In July this year, ReliefWeb achieved a remarkable milestone – the one-millionth humanitarian update was posted on the site. As such it adds


Response.reliefweb.int



[data.humdata.org](http://data.humdata.org)





[DATA](#) | [LOCATIONS](#) | [ORGANISATIONS](#) | [DATAVIZ](#)

[ADD DATA](#)

# The Humanitarian Data Exchange

Find, share and use humanitarian data all in one place

[LEARN MORE](#)


## FIND DATA

20,214  
DATASETS

254  
LOCATIONS


1,939  
SOURCES

## ADD DATA



Make your dataset available on HDX

[UPLOAD FILE](#)

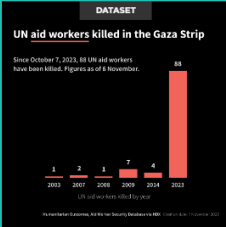


HDX Connect: let others request your data

[ADD METADATA](#)

Learn how the HDX team supports [responsible data sharing](#).

## Highlights



**DATASET**

**UN aid workers killed in the Gaza Strip**


Since October 7, 2023, 88 UN aid workers have been killed. Figures as of 6 November.

1 2 3 7 4 88

2023 2021 2020 2019 2018 2023

UN aid workers killed by year

Humanitarian Outcomes: Aid Worker Security Database - oPt




**WEBINAR**

**HDX DATASET DEEP DIVE WITH THE WORLD FOOD PROGRAMME**

OCHA | Centre for Humanitarian Data | World Food Programme


HDX Dataset Deep Dive with the World Food Programme



**DATASET**

**UNOSAT: Deir Al-Balah Damage Assessment, Gaza Strip 21 Oct**

UNOSAT




**DATASETS**

**Building footprints for Afghanistan, Morocco and Libya**

Google Research

humanitarianaction.info



 OCHA Services

Log in

Humanitarian Action

ANALYSING NEEDS AND RESPONSE

Operations

GHO

Introduction

Global trends

Response plans

Delivering better

Downloads

RESPONSE PLANS

OPT: revised Flash Appeal

The Occupied Palestinian Territory (OPT) revised Flash Appeal calls for approximately US\$1.2 billion to help 2.7 million people in Gaza and the West Bank, covering their most urgent needs in terms of health, nutrition, food security, protection, water and sanitation and shelter.

READ MORE →

RESPONSE PLANS  
OPT: revised Flash Appeal

DOWNLOADS  
GHO Update (September 2023)

RESPONSE PLANS  
Libya floods: new Flash Appeal

Operations

Inter-Agency Plans

2023

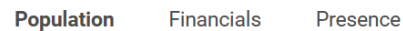
Population

Financials

Presence

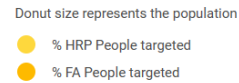


humanitarianaction.info



**363.2 million**

**245.1 million**



The boundaries and names shown and the designations used on this map do not imply official endorsement or acceptance by the United Nations.

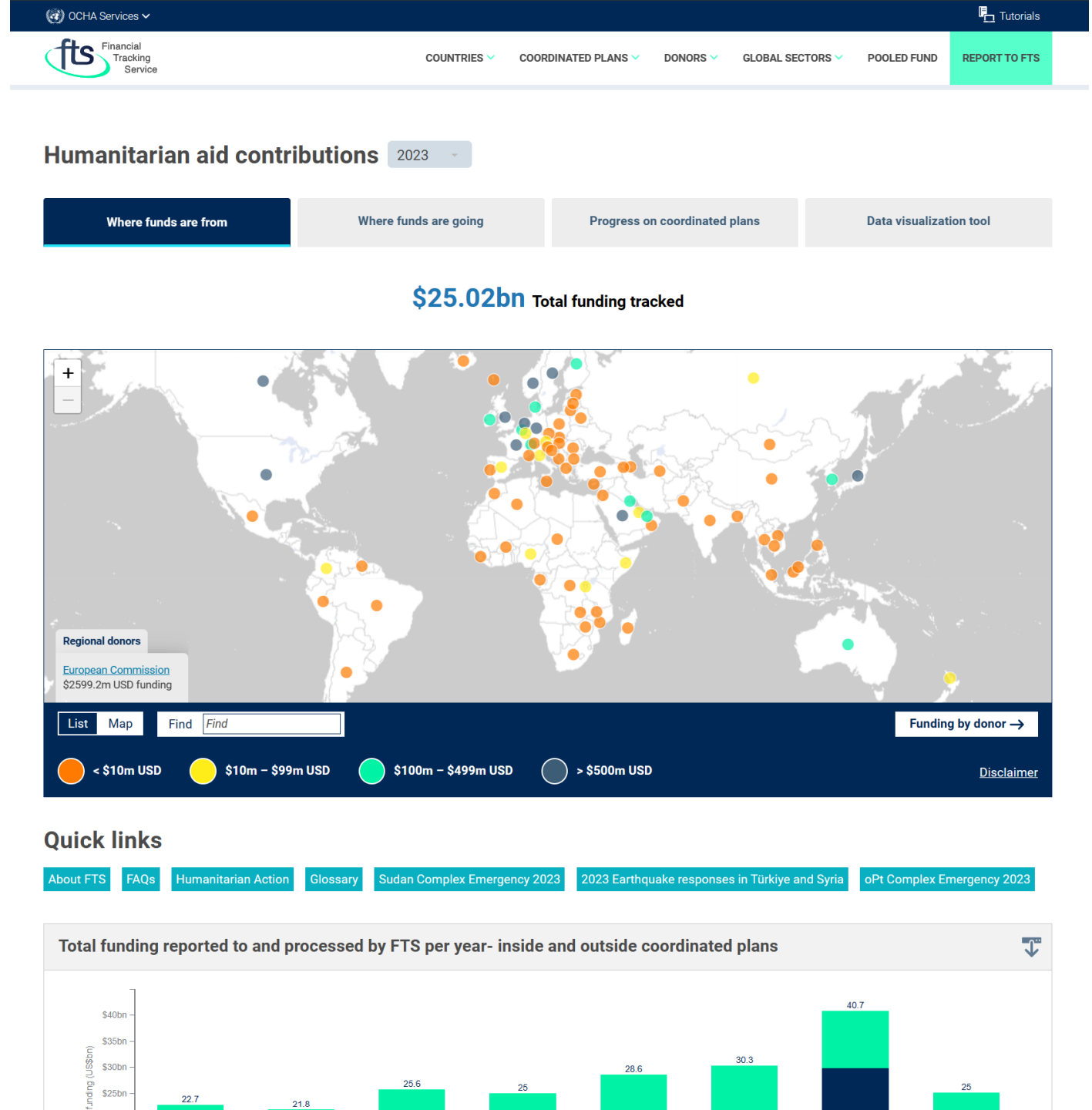
 *Filter by keyword*

PLANS 	PLAN TYPE 	PEOPLE IN NEED 	PEOPLE TARGETED 	REQUIREMENTS 	FUNDING 	COVERAGE 	STATUS
<a href="#">Afghanistan</a>	HRP	<div><div></div>29.2 million</div>	<div><div></div>21.3 million</div>	<div><div></div>\$3.23 billion</div>	<div><div></div>\$1.28 billion</div>	<div><div></div>39.7%</div>	<div><div></div><div></div></div>
<a href="#">Burkina Faso</a>	HRP	<div><div></div>4.6 million</div>	<div><div></div>3.1 million</div>	<div><div></div>\$876.7 million</div>	<div><div></div>\$296.7 million</div>	<div><div></div>33.9%</div>	<div><div></div><div></div></div>
<a href="#">Burundi</a>	HRP	<div><div></div>2.7 million</div>	<div><div></div>1.6 million</div>	<div><div></div>\$237.2 million</div>	<div><div></div>\$60.8 million</div>	<div><div></div>25.6%</div>	<div><div></div><div></div></div>
<a href="#">Cameroon</a>	HRP	<div><div></div>4.7 million</div>	<div><div></div>2.7 million</div>	<div><div></div>\$407.3 million</div>	<div><div></div>\$113.9 million</div>	<div><div></div>28.0%</div>	<div><div></div><div></div></div>
<a href="#">Central African Republic</a>	HRP	<div><div></div>3.4 million</div>	<div><div></div>2.4 million</div>	<div><div></div>\$533.3 million</div>	<div><div></div>\$260.2 million</div>	<div><div></div>48.8%</div>	<div><div></div><div></div></div>

# Financial Tracking Service

Tracking humanitarian aid flows

[fts.unocha.org](https://fts.unocha.org)



# Financial Tracking Service

fts.unocha.org



## Afghanistan 2023

Select Year 2023

### COUNTRY SUMMARY

### COUNTRY DATA

#### Country snapshot for 2023

##### US\$1.48bn total funding reported to FTS



[Show more](#)

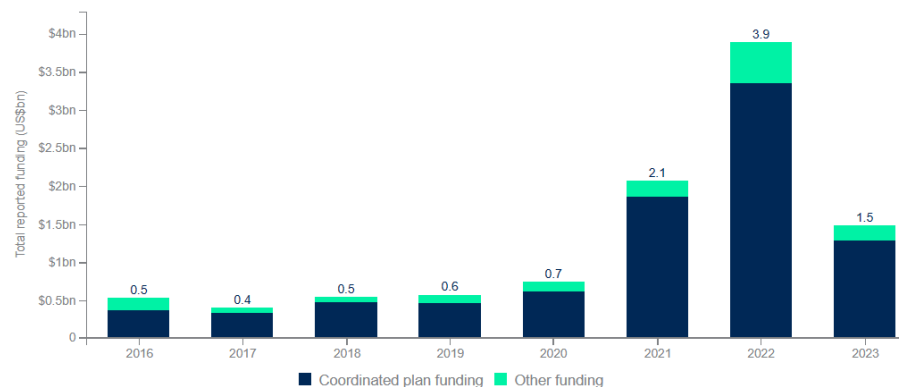
data as of 22 November 2023

#### Coordinated plans

Coordinated plan	Funded (US\$m)	Required (US\$m)	% coverage
<a href="#">Afghanistan Humanitarian Response Plan 2023</a>	1,280.9	3,227.4	39.7%

[Show more](#)

#### Trends in reported funding



Note: "Trends from 2008 to 2018" data are currently under review. Reliable annual data can be found in the Country Page

FTS publishes all reports of humanitarian funding to affected countries. The data displayed on an affected country page includes funding to meet the requirements of an internationally coordinated response plan in that country, as well as funding outside of plan requirements (such as Red Cross/Red Crescent activities and bilateral funding to the affected governments). This page also reflects humanitarian contributions in countries which do not have coordinated plans.

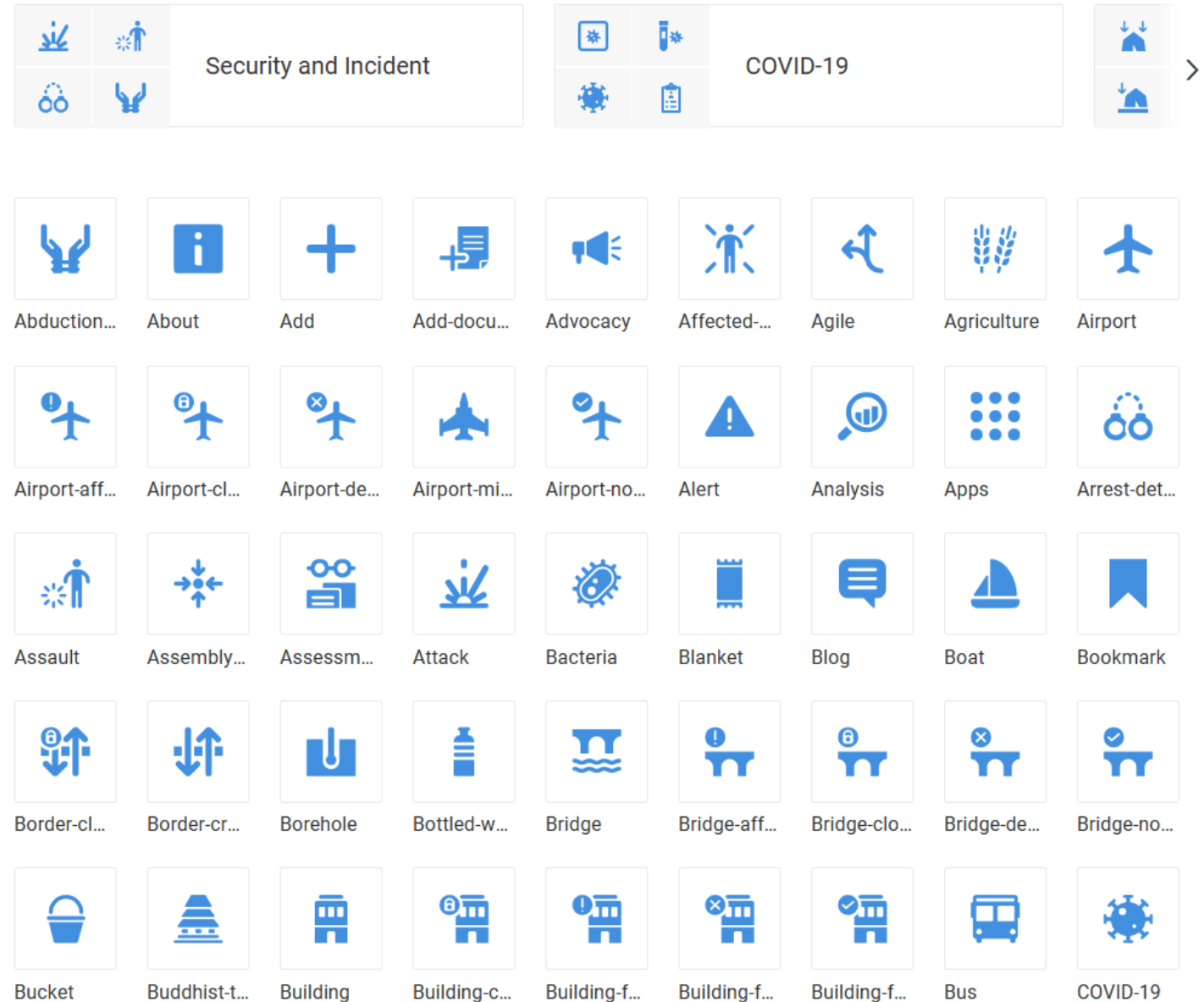
#### Related coordinated plans

- [Afghanistan Humanitarian Response Plan 2023](#)
- [Afghanistan Humanitarian Response Plan 2022](#)
- [Afghanistan Humanitarian Response Plan 2021](#)
- [Afghanistan Flash Appeal 2021](#)
- [Afghanistan 2020](#)
- [COVID-19 Global Humanitarian Response Plan](#)
- [Afghanistan 2019](#)
- [Afghanistan 2018](#)
- [Afghanistan 2017](#)
- [Afghanistan 2016](#)
- [Afghanistan Flash Appeal: One million people on the move \(September - December 2016\)](#)
- [Afghanistan 2015](#)
- [Afghanistan 2014](#)



# Humanitarian Icons

[brand.unocha.org](https://brand.unocha.org)



Disaster alerts, information exchange and coordination in the first phaser after major sudden-onset disasters.

- [vosocc.unocha.org](http://vosocc.unocha.org)
- [www.gdacs.org](http://www.gdacs.org)



[humanitarian.atlassian.net/  
wiki/spaces/imtoolbox/  
overview](https://humanitarian.atlassian.net/wiki/spaces/imtoolbox/overview)



Spaces Apps Templates + Create

Search

---

**IM Toolbox**

All content

Space settings

**SHORTCUTS**

- Tutorials

**CONTENT**

- IM Overview
- OCHA IM Unit
- Common Operational Da...
- Technology: Tools, Softw...
- IM Products
- Coordination
- Humanitarian Programm...
- Types of Humanitarian Re...
- Best Practices - Field Info...
- Tutorials
- Videos
- Field Information Service...
- Glossary
- Gallery

## IM Toolbox

# OCHA Information Management Toolbox

OCHA's Information Management Toolbox is an online space for OCHA's Information Management staff to access current and curated information tools, services, and systems to support humanitarian response and preparedness coordination. The Toolbox is the authoritative reference for OCHA information management tools and systems. The IM Toolbox is an essential part of every Information Management Officer's packing list - for all phases of humanitarian response and preparedness work. A quick url that will get you here is [imtoolbox.unocha.org](http://imtoolbox.unocha.org).

If you are new to humanitarian information management (IM) the pages in this section are a good place to start. Here you will find links to key documents and introductions to basic IM concepts. More content will be added. Suggestions and examples are welcome, please see the [FIS team](#).

---

## IM Toolbox OCHA

Information Management (IM) = Gestion de l'information

L'IM Toolbox d'OCHA est un espace en ligne permettant au personnel IM d'OCHA d'accéder aux différents outils, services et systèmes d'information les plus récents et les plus complets, pour appuyer les interventions humanitaires et une préparation coordonnée. L'IM Toolbox fait autorité en matière d'outils et de systèmes de gestion de l'information d'OCHA. L'IM Toolbox est un élément essentiel pour chaque chargé de gestion de l'information (*Information Management Officer* - IMO), car il constitue un catalogue de ressources pour toutes les phases d'intervention et de préparation humanitaire. Le lien pour accéder à cet espace est : [imtoolbox.unocha.org](http://imtoolbox.unocha.org).

Si vous êtes nouveau dans la gestion de l'information humanitaire, cette première section peut être un bon point de départ. Vous trouverez ici, des liens vers des documents de référence ainsi que des introductions aux concepts fondamentaux. Son contenu est régulièrement enrichi. Les suggestions et les exemples sont les bienvenus, pour cela, veuillez contacter l'équipe FIS.

---

## IM Toolbox OCHA

Information Management (IM) = Gestión de la información

IM Toolbox = Caja de herramientas IM

El IM Toolbox de OCHA es un espacio en línea que permite al personal IM OCHA acceder a diferentes herramientas, servicios y



OCHA

**THANK YOU!**